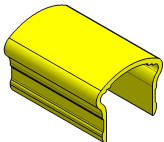
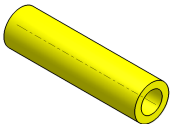
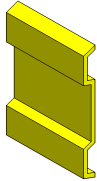

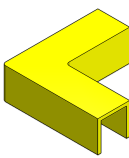
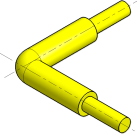

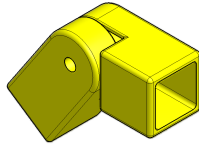

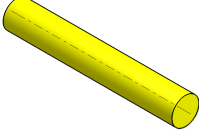
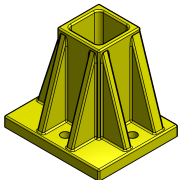
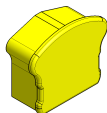
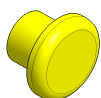
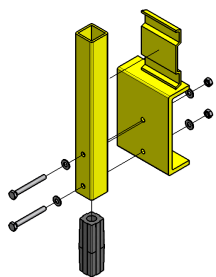



DESCRIPTION		Longueur	Matériau	Coloris	Poids
	MAIN ERGONOMIQUE ~72x60	6 ml	RESINE ARMEE FIBRE DE VERRE	Jaune Gris *	1.3 Kg/ml
	LISSE INTERMEDIAIRE Øext. 26 mm, Øint. 16 mm	6 ml			0.55 Kg/ml
	PLINTHE 150x15x5 mm.	6 ml			1.35 Kg/ml
	POTEAU 50x50x5 mm Prépercé Ø26 mm	1.1 ml 1.2 ml 1.25 ml 1.35 ml	Poteaux prépercés sur commande uniquement		1.7 kg 1.9 Kg 2 Kg 2.2 Kg
	POTEAU 50x50x5 mm	6 ml			9.6 Kg
	RACCORD 90° MAIN 150x150x50  NON RENOUVELLE		RESINE ARMEE FIBRE DE VERRE	Jaune Gris *	0.25 Kg
	RACCORD 90° LISSE 150x150xØ26  NON RENOUVELLE				0.20 Kg
	RACCORD 90° PLINTHE 150x50x50				0.25 Kg
	RACCORD ORIENTABLE MAIN COURANTE		PA 66 50 FV	Jaune Gris *	0.15 Kg
	RACCORD ORIENTABLE LISSE Ø26 mm				0.021 Kg
	RACCORD DROIT LISSE Ø16 mm <u>incolore</u>	2 ml	RESINE ACRYLIQUE		0.85 Kg

DESCRIPTION		Longueur	Matériau	Coloris	Poids
	EMBASE RECTANGULAIRE 150x125x135 3 PERCAGES		RESINE ARMEE FIBRE DE VERRE	Jaune Gris *	1.3 Kg

DESCRIPTION		Longueur	Matériau	Coloris	Poids
	BOUCHON MAIN ERGONOMIQUE		PA 6.6 FV50%	Jaune Gris *	0.037 Kg
	BOUCHON LISSE Ø26 mm		PA 6.6 FV50%	Jaune Gris *	0.005 Kg

DESCRIPTION		Longueur	Matériau	Coloris	Poids	
		RENFORT POTEAU	40x40x130	PA 6.6 50 FV	Noir	0.17Kg

\* SUR SUR COMMANDE UNIQUEMENT